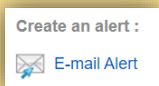


Advanced Literature Searching



- Take **keywords** from your assignment brief
- Think of **alternative terms** for those keywords
- Decide **where** you are searching and **what** you are looking for. The table below may help.



- When searching keep the assignment question in mind, don't get distracted
- Use the filters such as 'publication' and 'date range' help find relevant results
- Don't forget you can save results in your 'folder' and can even set up email alerts!




- Don't forget to set up your affiliate link with Google Scholar. This will let you know which sources we have in Arden's Library
- You can also download the Libkey Nomad Browser Extension to check if something is open access or available in Arden's Library Collection

Plan Ahead... You will want to think about what kind of information you are looking for as you will find different types of source material in different places. You will want to make sure that you have access to the Library Portal. This will ensure that all your sources are **academic and trustworthy**.

Source Types	Containing	Accessible Via
Academic Books	Core academic information about a topic, often written for student academics	Arden Library and BibliU
Journal Articles	Specialist academic information about specific topics, often written for professional academics	Arden Library and Browzine
Professional Sites	Governmental, professional, charitable information	Arden Study Guides, Online Searching
Websites	Public information, not reviewed or approved by academics or professionals	Online Searching and Google Scholar

Advanced Literature Searching

Once you have figured out where you are going to search for information then you will want to plan how you are going to search, the majority of search engines will work better if you use key words rather than whole sentences.

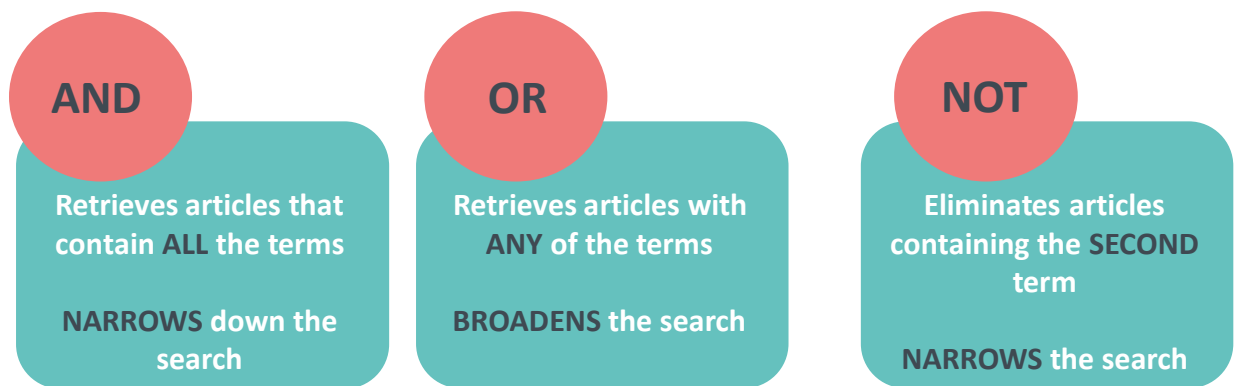


Key Terms

- + Alternative words
- + Focus – *study, lit review*
- + Filter – *date, type*
- + Phrase search - “*social media*”

When searching for source material start broad before narrowing down the results using the filters or adding more keywords (one word at a time).

You may also want to try BOOLEAN searches to help you refine your results. See image below for an overview.



When you find something that looks useful give it a quick skim to see if it discusses the topics you need, CTRL+F is helpful with this.

If you decide you want to read some of the material apply the CRAAP test to evaluate the content (See Evaluation handout). If you're happy with your findings save it! .. Then continue searching



Library Portal

<https://library.arden.ac.uk/>



Study Skills on iLearn

<https://moodle.bl.rdi.co.uk/course/view.php?id=921§ion=1>



Emails

Study-skills@arden.ac.uk
and libraries@arden.ac.uk



Blog

<https://library.arden.ac.uk/library-blog>



Twitter

@LibraryArden